



A-LEVEL

Chemistry

7405/3 Paper 3

Mark scheme

7405

June 2017

Version: 1.0 Final

Mark schemes are prepared by the Lead Assessment Writer and considered, together with the relevant questions, by a panel of subject teachers. This mark scheme includes any amendments made at the standardisation events which all associates participate in and is the scheme which was used by them in this examination. The standardisation process ensures that the mark scheme covers the students' responses to questions and that every associate understands and applies it in the same correct way. As preparation for standardisation each associate analyses a number of students' scripts. Alternative answers not already covered by the mark scheme are discussed and legislated for. If, after the standardisation process, associates encounter unusual answers which have not been raised they are required to refer these to the Lead Assessment Writer.

It must be stressed that a mark scheme is a working document, in many cases further developed and expanded on the basis of students' reactions to a particular paper. Assumptions about future mark schemes on the basis of one year's document should be avoided; whilst the guiding principles of assessment remain constant, details will change, depending on the content of a particular examination paper.

Further copies of this mark scheme are available from aqa.org.uk

A-Level Chemistry

Mark Scheme Instructions for Examiners

1. General

The mark scheme for each question shows:

- the marks available for each part of the question
- the total marks available for the question
- the typical answer or answers which are expected
- extra information to help the examiner make his or her judgement and help to delineate what is acceptable or not worthy of credit or, in discursive answers, to give an overview of the area in which a mark or marks may be awarded.

The extra information in the 'Comments' column is aligned to the appropriate answer in the left-hand part of the mark scheme and should only be applied to that item in the mark scheme.

You should mark according to the contents of the mark scheme. If you are in any doubt about applying the mark scheme to a particular response, consult your Team Leader.

At the beginning of a part of a question a reminder may be given, for example: where consequential marking needs to be considered in a calculation; or the answer may be on the diagram or at a different place on the script.

In general the right-hand side of the mark scheme is there to provide those extra details which might confuse the main part of the mark scheme yet may be helpful in ensuring that marking is straightforward and consistent.

The use of M1, M2, M3 etc in the right-hand column refers to the marking points in the order in which they appear in the mark scheme. So, M1 refers to the first marking point, M2 the second marking point etc.

2. Boldening

- 2.1** In a list of acceptable answers where more than one mark is available 'any **two** from' is used, with the number of marks emboldened. Each of the following bullet points is a potential mark.
- 2.2** A bold **and** is used to indicate that both parts of the answer are required to award the mark.
- 2.3** Alternative answers acceptable for a mark are indicated by the use of **OR**. Different terms in the mark scheme are shown by a / ; eg allow smooth / free movement.

3. Marking points

3.1 Marking of lists

This applies to questions requiring a set number of responses, but for which students have provided extra responses. The general 'List' principle to be followed in such a situation is that 'right + wrong = wrong'.

Each error / contradiction negates each correct response. So, if the number of error / contradictions equals or exceeds the number of marks available for the question, no marks can be awarded.

However, responses considered to be neutral (often prefaced by 'Ignore' in the mark scheme) are not penalised.

For example, in a question requiring 2 answers for 2 marks:

Correct answers	Incorrect answers (i.e. incorrect rather than neutral)	Mark (2)	Comment
1	0	1	
1	1	1	They have not exceeded the maximum number of responses so there is no penalty.
1	2	0	They have exceeded the maximum number of responses so the extra incorrect response cancels the correct one.
2	0	2	
2	1	1	
2	2	0	
3	0	2	The maximum mark is 2
3	1	1	The incorrect response cancels out one of the two correct responses that gained credit.
3	2	0	Two incorrect responses cancel out the two marks gained.
3	3	0	

3.2 Marking procedure for calculations

Full marks should be awarded for a correct numerical answer, without any working shown, unless the question states 'Show your working' or 'justify your answer'. In this case, the mark scheme will clearly indicate what is required to gain full credit.

If an answer to a calculation is incorrect and working is shown, process mark(s) can usually be gained by correct substitution / working and this is shown in the 'Comments' column or by each stage of a longer calculation.

3.3 Errors carried forward, consequential marking and arithmetic errors

Allowances for errors carried forward are most likely to be restricted to calculation questions and should be shown by the abbreviation ECF or consequential in the marking scheme.

An arithmetic error should be penalised for one mark only unless otherwise amplified in the marking scheme. Arithmetic errors may arise from a slip in a calculation or from an incorrect transfer of a numerical value from data given in a question.

3.4 Equations

In questions requiring students to write equations, state symbols are generally ignored unless otherwise stated in the 'Comments' column.

Examiners should also credit correct equations using multiples and fractions unless otherwise stated in the 'Comments' column.

3.5 Oxidation states

In general, the sign for an oxidation state will be assumed to be positive unless specifically shown to be negative.

3.6 Interpretation of 'it'

Answers using the word 'it' should be given credit only if it is clear that the 'it' refers to the correct subject.

3.7 Phonetic spelling

The phonetic spelling of correct scientific terminology should be credited **unless** there is a possible confusion with another technical term or if the question requires correct IUPAC nomenclature.

3.8 Brackets

(.....) are used to indicate information which is not essential for the mark to be awarded but is included to help the examiner identify the sense of the answer required.

3.9 Ignore / Insufficient / Do not allow

Ignore or insufficient is used when the information given is irrelevant to the question or not enough to gain the marking point. Any further correct amplification could gain the marking point.

Do **not** allow means that this is a wrong answer which, even if the correct answer is given, will still mean that the mark is not awarded.

3.10 Marking crossed out work

Crossed out work that **has not been** replaced should be marked as if it were not crossed out, if possible. Where crossed out work **has been** replaced, the replacement work and not the crossed out work should be marked.

3.11 Reagents

The command word "Identify", allows the student to choose to use **either** the name or the formula of a reagent in their answer. In some circumstances, the list principle may apply when both the name and the formula are used. Specific details will be given in mark schemes.

The guiding principle is that a reagent is a chemical which can be taken out of a bottle or container. Failure to identify complete reagents **will be penalised**, but follow-on marks (e.g. for a subsequent equation or observation) can be scored from an incorrect attempt (possibly an incomplete reagent) at the correct reagent. Specific details will be given in mark schemes.

For example, **no credit** would be given for

- the cyanide ion or CN^- when the reagent should be potassium cyanide or KCN;
- the hydroxide ion or OH^- when the reagent should be sodium hydroxide or NaOH;
- the $\text{Ag}(\text{NH}_3)_2^+$ ion when the reagent should be Tollens' reagent (or ammoniacal silver nitrate). In this example, no credit is given for the ion, but credit could be given for a correct observation following on from the use of the ion. Specific details will be given in mark schemes.

In the event that a student provides, for example, **both** KCN and cyanide ion, it would be usual to ignore the reference to the cyanide ion (because this is not contradictory) and credit the KCN. Specific details will be given in mark schemes.

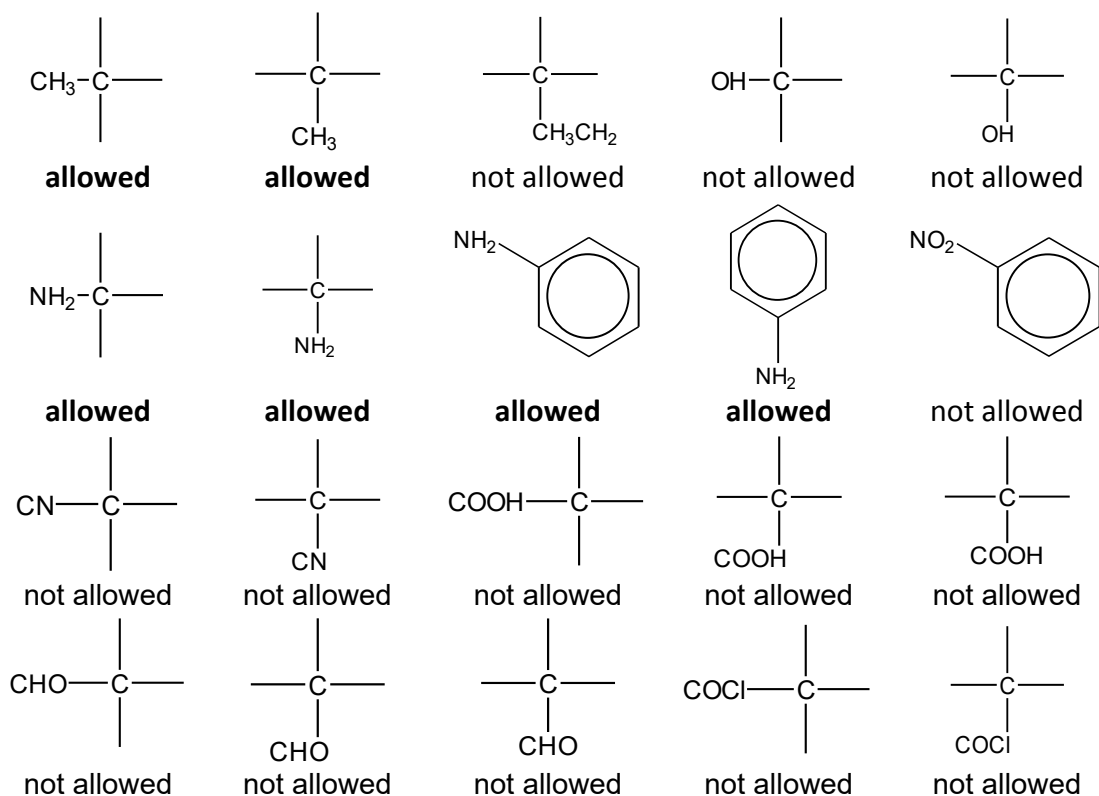
3.12 Organic structures

Where students are asked to draw organic structures, unless a specific type is required in the question and stated in the mark scheme, these may be given as displayed, structural or skeletal formulas or a combination of all three as long as the result is unambiguous.

In general

- Displayed formulae must show all of the bonds and all of the atoms in the molecule, but need not show correct bond angles.
- Skeletal formulae must show carbon atoms by an angle or suitable intersection in the skeleton chain. Functional groups must be shown and it is essential that all atoms other than C atoms are shown in these (except H atoms in the functional groups of aldehydes, secondary amines and N-substituted amides which do not need to be shown).
- Structures must not be ambiguous, e.g. 1-bromopropane should be shown as $\text{CH}_3\text{CH}_2\text{CH}_2\text{Br}$ and not as the molecular formula $\text{C}_3\text{H}_7\text{Br}$ which could also represent the isomeric 2-bromopropane.
- Bonds should be drawn correctly between the relevant atoms. This principle applies in all cases where the attached functional group contains a carbon atom, e.g. nitrile, carboxylic acid, aldehyde and acid chloride. The carbon-carbon bond should be clearly shown. Wrongly bonded atoms will be penalised **on every occasion**. (see the examples below)
- The same principle should also be applied to the structure of alcohols. For example, if students show the alcohol functional group as $\text{C} - \text{HO}$, they should be penalised **on every occasion**.
- Latitude should be given to the representation of $\text{C} - \text{C}$ bonds in alkyl groups, given that CH_3- is considered to be interchangeable with $\text{H}_3\text{C}-$ even though the latter would be preferred.
- Similar latitude should be given to the representation of amines where NH_2- C will be allowed, although $\text{H}_2\text{N}-$ C would be preferred.
- Poor presentation of vertical $\text{C} - \text{CH}_3$ bonds or vertical $\text{C} - \text{NH}_2$ bonds should **not** be penalised. For other functional groups, such as $-\text{OH}$ and $-\text{CN}$, the limit of tolerance is the half-way position between the vertical bond and the relevant atoms in the attached group.

By way of illustration, the following would apply.



- Representation of CH₂ by C–H₂ will be penalised
- Some examples are given here of **structures** for specific compounds that should **not** gain credit (but, exceptions may be made in the context of balancing equations)

CH ₃ COH	for	ethanal
CH ₃ CH ₂ HO	for	ethanol
OHCH ₂ CH ₃	for	ethanol
C ₂ H ₆ O	for	ethanol
CH ₂ CH ₂	for	ethene
CH ₂ .CH ₂	for	ethene
CH ₂ :CH ₂	for	ethane

- Each of the following **should gain credit** as alternatives to correct representations of the structures.

CH ₂ = CH ₂	for	ethene, H ₂ C=CH ₂
CH ₃ CHOHCH ₃	for	propan-2-ol, CH ₃ CH(OH)CH ₃

- In most cases, the use of “sticks” to represent C – H bonds in a structure should **not** be penalised. The exceptions to this when “sticks” will be penalised include
- structures in mechanisms where the C – H bond is essential (e.g. elimination reactions in halogenoalkanes and alcohols)
- when a displayed formula is required
- when a skeletal structure is required or has been drawn by the candidate

3.13 Organic names

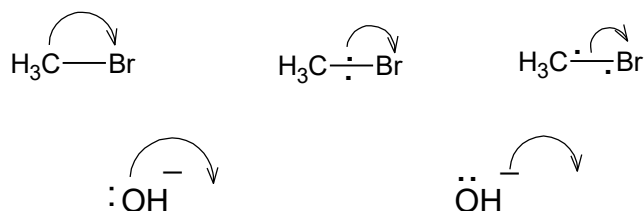
As a general principle, non-IUPAC names or incorrect spelling or incomplete names should **not** gain credit. Some illustrations are given here.

but-2-ol	should be butan-2-ol
2-hydroxybutane	should be butan-2-ol
butane-2-ol	should be butan-2-ol
2-butanol	should be butan-2-ol
ethan-1,2-diol	should be ethane-1,2-diol
2-methylpropan-2-ol	should be 2-methylpropan-2-ol
2-methylbutan-3-ol	should be 3-methylbutan-2-ol
3-methylpentan	should be 3-methylpentane
3-mythylpentane	should be 3-methylpentane
3-methylpentane	should be 3-methylpentane
propanitrile	should be propanenitrile
aminethane	should be ethylamine (although aminoethane can gain credit)
2-methyl-3-bromobutane	should be 2-bromo-3-methylbutane
3-bromo-2-methylbutane	should be 2-bromo-3-methylbutane
3-methyl-2-bromobutane	should be 2-bromo-3-methylbutane
2-methylbut-3-ene	should be 3-methylbut-1-ene
difluorodichloromethane	should be dichlorodifluoromethane

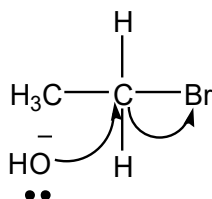
3.14 Organic reaction mechanisms

Curly arrows should originate either from a lone pair of electrons or from a bond.

The following representations should not gain credit and will be penalised each time within a clip.



For example, the following would score zero marks



When the curly arrow is showing the formation of a bond to an atom, the arrow can go directly to the relevant atom, alongside the relevant atom or **more than half-way** towards the relevant atom.

In free-radical substitution

- the absence of a radical dot should be penalised **once only** within a clip.
- the use of half-headed arrows is not required, but the use of double-headed arrows or the incorrect use of half-headed arrows in free-radical mechanisms should be penalised **once only** within a clip

The correct use of skeletal formulae in mechanisms is acceptable, but where a C-H bond breaks both the bond and the H must be drawn to gain credit.

3.15 Extended responses

For questions marked using a ‘Levels of Response’ mark scheme:

Level of response mark schemes are broken down into three levels, each of which has a descriptor. Each descriptor contains two statements. The first statement is the Chemistry content statement and the second statement is the communication statement.

Determining a level

Start at the lowest level of the mark scheme and use it as a ladder to see whether the answer meets the Chemistry content descriptor for that level. The descriptor for the level indicates the qualities that might be seen in the student’s answer for that level. If it meets the lowest level, then go to the next one and decide if it meets this level, and so on, until you have a match between the level descriptor and the answer.

When assigning a level you should look at the overall quality of the answer and not look to pick holes in small and specific parts of the answer where the student has not performed quite as well as the rest. If the answer covers different aspects of different levels of the mark scheme you should use a best fit approach for defining the level.

Once the level has been decided, the mark within the level is determined by the communication statement:

- If the answer completely matches the communication descriptor, award the higher mark within the level.
- If the answer does not completely match the communication descriptor, award the lower mark within the level.

The exemplar materials used during standardisation will help you to determine the appropriate level. There will be an exemplar in the standardising materials which will correspond with each level of the mark scheme and for each mark within each level. This answer will have been awarded a mark by the Lead Examiner. You can compare the student’s answer with the exemplar to determine if it is the same standard, better or worse than the example. You can then use this to allocate a mark for the answer based on the Lead Examiner’s mark on the exemplar.

You may well need to read back through the answer as you apply the mark scheme to clarify points and assure yourself that the level and the mark are appropriate. Indicative content in the mark scheme is provided as a guide for examiners. It is not intended to be exhaustive and you must credit other chemically valid points. Students may not have to cover all of the points mentioned in the indicative content to reach the highest level of the mark scheme. The mark scheme will state how much chemical content is required for the highest level.

An answer which contains nothing of relevance to the question must be awarded no marks.

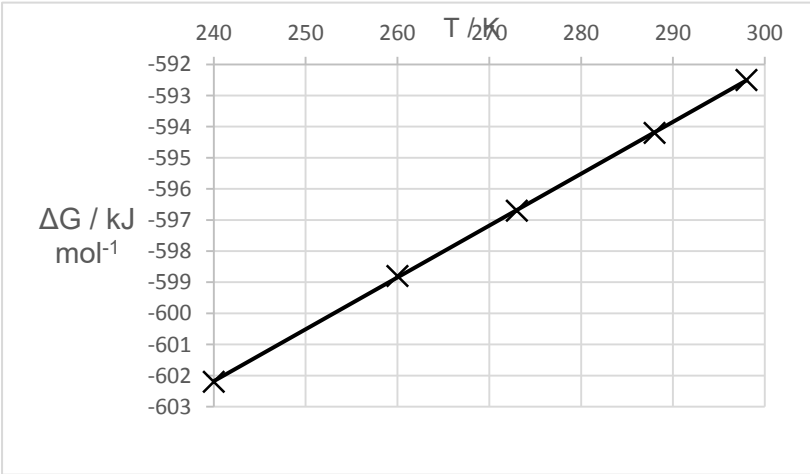
For other extended response answers:

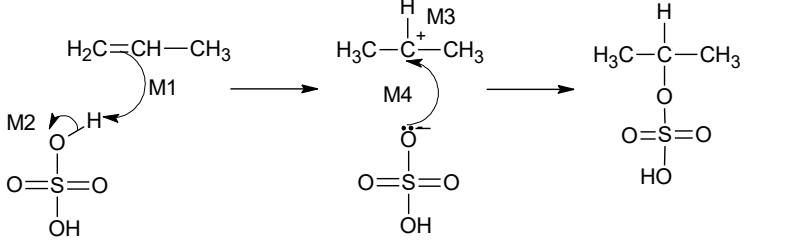
Where a mark scheme includes linkage words (such as ‘therefore’, ‘so’, ‘because’ etc), these are optional. However, a student’s marks for the question may be limited if they do not demonstrate the ability to construct and develop a sustained line of reasoning which is coherent, relevant, substantiated and logically structured. In particular answers in the form of bullet pointed lists may not be awarded full marks if there is no indication of logical flow between each point or if points are in an illogical order.

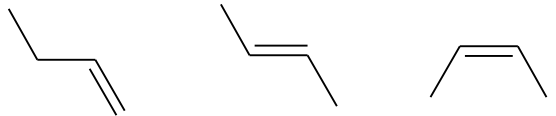
The mark schemes for some questions state that the maximum mark available for an extended response answer is limited if the answer is not coherent, relevant, substantiated and logically structured. During the standardisation process, the Lead Examiner will provide marked exemplar material to demonstrate answers which have not met these criteria. You should use these exemplars as a comparison when marking student answers.

01.3	This question is marked using levels of response. Refer to the Mark Scheme Instructions for examiners for guidance on how to mark this question		Indicative Chemistry content	
	Level 3 5-6 marks	<p>All stages are covered and the explanation of each stage is correct and virtually complete. Stage 2 must include use of a graphical method for Level 3 (i.e. 'highest T reached' method is max Level 2)</p> <p>Answer communicates the whole explanation, including reference to enthalpy, coherently and shows a logical progression through all three stages. For the answer to be coherent there must be some indication of how the graph is used to find ΔT</p>		<p>Stage 1 Method</p> <p>(1a) Measures water with named appropriate apparatus (1b) Suitable volume/mass / volume/mass in range 10 – 200 cm³/g (1c) Into insulated container / polystyrene cup (NOT just 'lid') (1d) Add known mass of MgCl₂(s) (1e) Use of 'before and after' weighing method. NOT 'added with washings'</p>
	Level 2 3-4 marks	<p>All stages are covered (NB 'covered' means min 2 from each of stage 1 and 3) but the explanation of each stage may be incomplete or may contain inaccuracies OR two stages covered and the explanations are generally correct and virtually complete</p> <p>Answer is coherent and shows some progression through all three stages. Some steps in each stage may be out of order and incomplete</p>		<p>Stage 2 Measurements (could mark from diagram)</p> <p>(2a) Record initial temperature (min 2 measurements) (2b) Record T at regular timed intervals for 5+ mins / until trend seen (2c) Plot T vs time</p>
	Level 1 1-2 marks	<p>Two stages are covered but the explanation of each stage may be incomplete or may contain inaccuracies OR only one stage is covered but the explanation is generally correct and virtually complete</p> <p>Answer shows some progression between two stages</p>		<p>Stage 3 Use of Results (3a and 3b could come from diagram)</p> <p>(3a) Extrapolate lines to when solid added (to find initial and final T) (3b) $T_{\text{final}} - T_{\text{initial}} = \Delta T$ / idea of finding ΔT from graph at point of addition (3c) $q = mc\Delta T$ (3d) amount = mass/M_r (0.80/95.3 = 8.39 x 10⁻³ mol) (3e) $\Delta H_{\text{soln}} = -q/8.39 \times 10^{-3}$ or in words</p>
Level 0 0 marks	Insufficient correct Chemistry to warrant a mark		<p>This could all be described in words without showing actual calculations but describing stages</p> <p>If method based on 'combustion' Max Level 1</p>	

6

Question	Answers	Mark	Additional Comments/Guidance
01.4	 <p>Gradient = $\Delta(\Delta G)/\Delta T = 0.167 \text{ (kJ K}^{-1} \text{ mol}^{-1}\text{)}$</p> <p>$(\Delta G = \Delta H - T\Delta S \text{ so gradient} = -\Delta S)$</p> <p>$\Delta S = -167 \text{ (J K}^{-1} \text{ mol}^{-1}\text{)}$</p>	2 1 1+1	<p>M1 = 5 points correctly plotted M2 = line drawn correctly (NOT if curved, doubled or kinked)</p> <p>(Check line of best fit – if through 250, -600.5 and 280, -595.5 +/- one small square then award M2, if all crosses on line award M1 as well)</p> <p>M4 = unit conversion i.e. M3 x1000; M5 = -sign (process marks) Correct answer with sign gets M3, M4 and M5 ALLOW -163 to -171</p>
Total		14	

Question	Answers	Mark	Additional Comments/Guidance
02.1	<u>electrophilic addition</u>	1	ALLOW phonetic e.g. electrophylic, electrophillic
02.2	 <p>M1: must show an arrow from = of C=C towards the H atom of the H-O bond or HO that is part of H-O-S... on a compound with molecular formula H₂SO₄ M1 could have arrow to H⁺ in which case M2 would be for an independent H-O bond break on a compound with formula H₂SO₄ M2: must use an arrow to show the breaking of the H-O bond M3: is for the correct carbocation structure M4: must show an arrow from a lone pair of electrons on the correct oxygen of the negatively charged ion towards the positively charged carbon atom NB: The arrows are double-headed</p>	4	<p>ALLOW CH₃-C⁺ etc for carbocation No need for hydrogensulfate to be displayed</p> <p>If H₂O used as electrophile – max M3 ONLY</p> <p>M2 ignore partial charges unless wrong NOT M3 if primary carbocation shown.</p> <p>M4 NOT HSO₄ credit as shown (or ⁻:OSO₂OH) or as :OSO₃H – in which case negative charge can be shown anywhere ecf from H₂SO₃ in M1</p> <p>IGNORE subsequent use of water to hydrolyse hydrogensulfate</p>
02.3	minor product = CH ₃ CH ₂ CH ₂ OSO ₃ H	1	ecf from 1° in 02.2 for CH ₃ CH(OSO ₃ H)CH ₃ ecf from alcohol as product in 2.2 ecf from side chain such as -OHSO ₃ or -HSO ₄ in 2.2

02.4	(major) product formed via more stable <u>carbocation</u> OR secondary <u>carbocation</u> more stable (than primary) Due to electron-releasing character / (positive) inductive effect of two alkyl / methyl groups (as opposed to one)	1 1	ALLOW 'more' alkyl groups in place of 'two' alkyl groups
02.5	 but-1-ene E-but-2-ene Z-but-2-ene	3	matching name and formula for each mark One 'salvage' mark available for 3 correct structures or 3 correct names if no other mark awarded use of trans and cis can score 1/2 for the two but-2-ene structures
02.6	butanone oxidising agent (fractional) distillation	1 1 1	ALLOW butan-2-one ALLOW electron acceptor but NOT electron pair acceptor ALLOW <u>gas chromatography</u>
02.7	white/misty/steamy fumes acid/proton donor	1 1	NOT gas evolved / effervescence
02.8	iodine / I ₂ sulfur / S / S ₈ hydrogen sulfide / H ₂ S	1 1 1	IGNORE state symbols If name and formula given they must both be right
Total		19	

Question	Answers	Mark	Additional Comments/Guidance
03.1	allows smaller <u>bubbles</u> to form / prevents the formation of (very) large <u>bubbles</u>	1	ALLOW provides large surface area for <u>bubbles</u> to form on IGNORE 'air' NOT no bubbles form / prevents bubbles forming
03.2	(Mass of ester = $1.05 \times 5.0 = 5.25\text{g}$) amount of ester = $5.25 / 150.0 = 0.0350 \text{ mol}$ amount of NaOH = $30 \times 2 / 1000 = 0.06 \text{ mol}$ OR (Mass of ester = $1.05 \times 5.0 = 5.25\text{g}$) amount of ester = $5.25 / 150.0 = 0.0350 \text{ mol}$ Vol of 0.035 mol of NaOH = $(0.035/2) \times 1000 = 17.5 \text{ cm}^3$ (so 30 cm^3 used is an excess) OR amount of NaOH = $30 \times 2 / 1000 = 0.06 \text{ mol}$ 0.06 mol of ester = $9 \text{ g} = 8.57 \text{ cm}^3$ (only 5 cm^3 used so NaOH in excess)	1 1 1 1 (2 max)	Mark independently
03.3	To ensure that the ester is completely hydrolysed / to ensure all the ester reacts	1	ALLOW to ensure the other reagent has completely reacted
03.4	Many organic compounds / the ester / ethanol are flammable	1	ALLOW prevent ignition of any flammable vapours formed
03.5	Reflux allows reactant vapours (of volatile organic compounds) to be returned to the reaction mixture / does not allow any reactant vapour to escape	1	IGNORE reference to products

03.6	$C_6H_5COONa + HCl \rightarrow C_6H_5COOH + NaCl$	1	Allow ionic equation. ALLOW molecular formulae ($C_7H_5O_2Na$ and $C_7H_6O_2$) ALLOW skeletal benzene ring
03.7	Sodium benzoate soluble because it is ionic	1	IGNORE polar
	Benzoic acid insoluble because: despite the polarity of the COOH group / ability of COOH to form H-bonds, the benzene ring is non-polar.	1	ALLOW 'part of molecule' or 'one end' for COOH
03.8	Dissolve crude product in <u>hot</u> solvent/water	1	ALLOW ethanol If no M1 max = 4
	of minimum volume	1	ALLOW reference to saturated soln as alternative to 'min vol'
	Filter (hot to remove insoluble impurities)	1	IGNORE use of Buchner funnel here
	Cool to recrystallise	1	apply list principle for each additional process in an incorrect method but IGNORE additional m.pt determination
	Filter under reduced pressure / with Buchner/Hirsch apparatus	1	
	wash (with cold solvent) and dry	1	
03.9	$5.12 / 122 (= 0.042 \text{ mol})$	1	method mark
	$(0.042/0.04) \times 100 = 105 \%$	1	ecf for M1/0.04 or calculation that 0.04 mol of benzoic = 4.88 g (M1) so % yield = $(5.12/4.88) \times 100 = 105\%$
	Product not dried / impurities present in product	1	Only allow M3 if M2>100%
Total		18	

Question	Answers	Mark	Additional Comments/Guidance
04.1	7–10.2	1	any range (i.e. 2 values) within this range
04.2	$K_a = \frac{[H^+][X^-]}{[HX]}$	1	ALLOW H_3O^+ for H^+ and A for X IGNORE $[H^+]^2/[HX]$ must be square brackets IGNORE state symbols
04.3	Amount NaOH = $(24.0 \times 0.100)/1000 = 2.40 \times 10^{-3}$ mol (= amount HX)	1	ecf for M1/0.025
	Conc HX = $2.40 \times 10^{-3}/0.025 = 0.0960$ mol dm ⁻³	1	
04.4	$(K_a = 2.62 \times 10^{-5} = [H^+]^2/0.0960)$	1	ecf from 04.3 $[H^+] = \sqrt{(2.62 \times 10^{-5} \times \text{ans to 04.3})}$ From alternative data $[H^+] = \sqrt{(2.62 \times 10^{-5} \times 0.600)} (= 3.96 \times 10^{-3} \text{ mol dm}^{-3})$ pH = 2.40 (must be 2 or more dp) M2 dependent on a calculation of $[H^+]$
	$[H^+] = \sqrt{(2.62 \times 10^{-5} \times 0.0960)} (= 1.59 \times 10^{-3} \text{ mol dm}^{-3})$ (pH = $-\log 1.59 \times 10^{-3}$) = 2.80 (must be 2 or more dp)	1	
04.5	(pH at half-neutralisation = pK_a) = $-\log 2.62 \times 10^{-5} = 4.58$ (must be 2 or more dp)	1	ALLOW 1dp if already penalised in 04.4
04.6	Both points plotted correctly and line touches both points	1	ecf from 04.4 and 04.5 within 1 small square Mark independently
	<u>Line steeper at start</u> then levels (to show buffering)	1	
Total		9	

5	A
6	C
7	C
8	C
9	B
10	B
11	C
12	C
13	D
14	B
15	B
16	D
17	C
18	A
19	C

20	D
21	B
22	B
23	B
24	D
25	C
26	D
27	B
28	A
29	D
30	B
31	D
32	C
33	B
34	C